


# Long Buckby Machine Knitters

## Newsletter



April  
2023

## From the Editor



Welcome!

This month we have a special guest - Bill King - who is here to demonstrate and entertain!

We also have a machine knitting shopping experience, with lots of yarn, parts and accessories, maybe even a machine....

Last month Pat showed her plated vest garment, and this is the link to the pattern [Ravelry: ridelikethewind's The Ripple Vest](#) - if you wish to buy the pattern, be sure to send a personal message as described in the details on the page.

And next month is a 'forum' style meeting, where we will do mini demos of anything we can - provided we know in advance.

Please get in touch with any suggestions for meetings or demonstrations - we will do our best!

Lynda - [administrator@longbuckbymk.com](mailto:administrator@longbuckbymk.com)

Pat - [chairman@longbuckbymk.com](mailto:chairman@longbuckbymk.com)

Lynda

## The Future

Calendar 2023 **red dates are one week later because of bank holidays**

There may be some alterations later in the year, watch this space!

<b>LBMK calendar 2023</b>	All meetings are from 2pm to 4pm, and doors are open from 1.30pm. Membership fee: annual £5, plus £3 for most meetings, £5 for those with visiting speaker [marked with ***] Guest fees: £5 most meetings, £7 for those with visiting speaker. Tea/coffee and biscuits included
<b>Date [all Mon]</b>	<b>Topic</b>
<b>17th April***</b>	<b>Bill King</b> – extended meeting with exhibition/sales etc. see below
<b>15th May</b>	<b>Machine Knitting Forum</b> – a chance to catch up on skills and friends!
<b>12th June</b>	<b>Fair Isle techniques</b>
<b>10th July</b>	<b>Knitting for babies and children</b>
<b>14th Aug</b>	<b>Machine Knitting Forum</b> – a chance to catch up on skills and friends! <b>Squares / Accessories</b>
<b>11th Sept ***</b>	<b>Claire Newberry - lace</b>
<b>9<sup>th</sup> Oct***</b>	<b>Sally Butcher</b>
<b>13th Nov</b>	<b>Yokes/ hand tooling</b>
<b>11th Dec</b>	<b>AGM/ COMPETITION, DISPLAY AND SALES. End of year celebration</b>

### April meeting

- Doors open at 12 for an extended meeting - bring your lunch and chat with friends. Refreshments available as usual.
- There will be:
  - sales from LBMK, including yarn, accessories and spares; and more sales from Clair, who recently bought the remnants of BSK, so plenty of chances to pick up a bargain or rare find.
  - Demonstration of sock machine by Jane.
  - Exhibition of LBMK patterns - if you have something knitted from one of these, please bring it!
- At 2, Bill King will entertain and inform us about machine knitting.
- Finish at 4.

## For sale

Option 1 Bundle of:

Silver Reid SK840 electronic machine

Copy Of Designaknit 8 (This would have to be re-registered under new owner's name and this costs £30)

LC2 Lace Carriage For above machine

£200

For individual items

Silver Reid SK840 electronic machine £150

Copy Of Designaknit 8 (This would have to be re-registered under new owner's name and this costs £30) £20.

LC2 Lace Carriage For above machine £60

YC6 Yarn Changer for above machine. £50

Margaret Walker 07981987527

margaretewalker@outlook.com

## Projects

Pat has been knitting socks on her sock machine



and.....

I am ashamed to say that most of my current projects are away from machine knitting. But one of them is a result of me working out how to do something on the machine, so I will include it.

It started out with a purchase of a shawl pattern from Riverknits [Tiffany - Pattern & Kit • RiverKnits](#), which is a large shawl knitted with lots of mini skeins and multiple lace patterns. Although I love the look, I rarely wear shawls, so took a while to think about it. [I was also reluctant to buy the mini skeins as they are quite pricey, and I thought I might spin my own]

©Long Buckby Machine Knitters, 2023 [www.longbuckbymk.com/index.php](http://www.longbuckbymk.com/index.php)

I then thought about spinning mini skeins of yarn - and I started with 25g as a standard. I tried to mimic the Riverknits yarn, but mine is definitely heavier, theirs being a light 4 ply, mine is in between 4 ply and DK. But I managed to spin about 6, before I got the urge to start knitting.



I wanted to incorporate the idea into a cardigan, and decided to knit top down, so that I would know how much yarn I needed for a decent length. I don't usually knit top down, so that was a challenge in itself.

I kept the idea of multiple lace patterns, and changed the pattern as each skein ran out, with a garter stitch band of 2/3 rows dividing the lace bands. I used this book [The Magic of Shetland Lace Knitting](#) for


the patterns, a book I love for its many patterns and ease of use.

I supplemented my yarn with Drops Delight occasionally, as I thought I would run out, and I had to admit defeat on the sleeves and not match them up with the body.

If I did this on the machine, I would face two challenges:

1. The garter stitch bands would need to be done with a garter bar, but there are not too many of them, and it is good practice! I think they are not essential, but to be recommended, as they set off the lace patterns.
2. I would not be knitting all in one, as in my hand knitting, and I would have to regulate my changes more, but this would also be easier on the machine because of the row counting.

All in all, I think this is definitely translatable to machine knitting.



## Suppliers

These are still operating an online supply

[www.wools.co.uk](http://www.wools.co.uk) - Uppingham Yarns

<https://yeoman-yarns.co.uk/> Yeoman Yarns

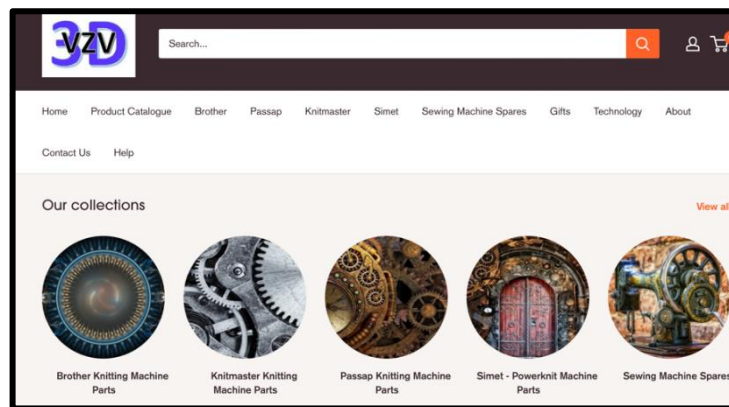
<https://www.yarnoncone.co.uk> Yarn on Cone

<https://woolyknit.com> Woolyknit

and this one deals in recycled fibres <https://www.iinouio.com/>

For 3d printed  
try

<https://vzv3d.com/>



parts

## Other information

Sally Butcher has a [Kalamunda Crafts](#) page on Facebook. Sally is an inspiring machine knitter, with lots of ideas and videos to keep you busy! And now she has her own YouTube channel

<https://www.youtube.com/channel/UCSDxy6pQHAs4gd5XBztYWmw>

which is well worth a visit. Well done, Sally, a marvellous resource.

<http://handymachineknitting.libsyn.com> is a regular podcast

<http://knitwords.blogspot.com/> is a blog

## And Finally

I would like to involve others in this newsletter, so please let me know of anything I can include

[Administrator@longbuckbymk.com](mailto:Administrator@longbuckbymk.com) is my club email address.

©Long Buckby Machine Knitters, 2023 [www.longbuckbymk.com/index.php](http://www.longbuckbymk.com/index.php)