


Long Buckby Machine Knitters

Newsletter

September
2023



From the Editor

Welcome!



For September's meeting we are delighted to welcome back Claire Newberry as our visiting speaker. Her focus will be on lace, and I know from following her on Facebook that she has a new lace shawl pattern out.

And in October, as well as the pre-meeting mentioned below, we have Sally Butcher.

The following was in the last newsletter, but I am repeating it here as a reminder.

I have booked the room for a longer session in October. We will have the hall from 12 to 4, including setting up and tidying up. This is to allow for a committee meeting at 12 to discuss next year's programme, and to get our electrical testing done. If any members wish to attend the committee meeting, you are welcome to sit in on it and contribute; and bring your lunch! If anyone wants electrical appliances PAT tested, please bring them at 12.

Lynda - administrator@longbuckbymk.com

Pat - chairman@longbuckbymk.com

The Future

Calendar 2023

LBMK calendar 2023	All meetings are from 2pm to 4pm, and doors are open from 1.30pm. Membership fee: annual £5, plus £3 for most meetings, £5 for those with visiting speaker [marked with ***] Guest fees: £5 most meetings, £7 for those with visiting speaker. Tea/coffee and biscuits included
Date [all Mon]	Topic
11th Sept ***	Claire Newberry - lace
9th Oct***	Sally Butcher
13th Nov	Yokes/ hand tooling
11th Dec	AGM/ COMPETITION, DISPLAY AND SALES. End of year celebration

Last Month

Our August meeting had a sparse turnout, as many members seem to be on holiday. However, we made up for it by having a good show and tell, and I demonstrated the single bed colour changer. As usual with these things, the yarn broke in strategic places, but I swear this has never happened at home, where I have knitted whole garments using this accessory. It is a great time saver when it works well.

This Month's theme

Lace:

Who better than Claire to show you how

<https://www.facebook.com/claairesknittingschool/videos/213443634722122>

Although there are others on YouTube

[Claire Newberry Knitting School: lace knitting using the Brother KH864. - YouTube](#)

[Brother Lace Carriage - YouTube](#) the Answer Lady Knits

[How to Use a Lace Carriage with a Silver Reed SK280 Knitting Machine | Hobbycraft - YouTube](#)

If you don't want to use a lace carriage, and you don't mind spending time with hand tooling, you can manually transfer and use charts to plan or follow.

[Machine knitting - charting eyelets/lace for beginners. How I chart and read a lace chart. - YouTube](#)

If you want to do a small amount of lace knitting, this is certainly an option, and could be quite compelling.

My first introduction to knitting with my Brother lace carriage was to knit lace up to the armhole of a raglan waist length short sleeved cardigan. I did it in Yeoman Panama, which splits easily and was a bit frustrating at times. But the result was good, and so successful that I was asked by five different colleagues to repeat it for them. After I had done that, lace seemed quite easy.

Projects

Once again I have been working on hand knitting, largely because I am restyling my workshop and do not have space for machine knitting yet, but also because I am about to go to the KCG Convention, where I am leading a workshop on patchwork knitting. Pat is also going, and she is assisting on a machine knitting workshop.

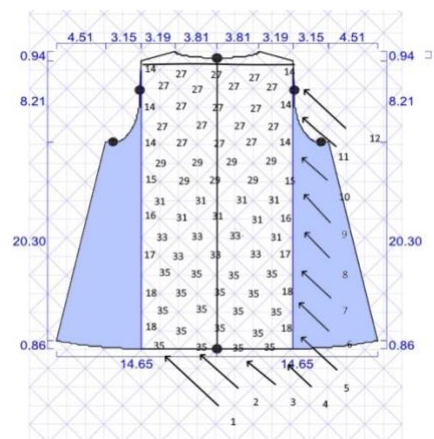
I wrote before about spinning 25g skeins of yarn in varied colours. I used them in this patchwork cardigan, alongside a cone of King Cole 4 ply Superwash yarn in navy:



I am pleased with the result, and will put the pattern notes on the website, under patchwork knitting.

The really interesting thing about it, for me, was that I used an outline of the knitting pattern which I generated in Garment Designer, then knitted the patchwork pieces to fit - design as you go style.

An example of this is the back, shown below. The numbers on the diamond squares refer to the cast on stitches. If anyone is interested you can see more in the actual pattern.



I may also generate the same design template in various sizes, which I will then put on the website in the same place.

Suppliers

www.wools.co.uk - Uppingham Yarns

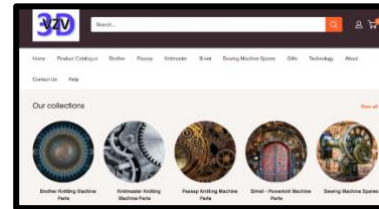
<https://yeoman-yarns.co.uk/> Yeoman Yarns

<https://www.yarnoncone.co.uk> Yarn on Cone

<https://woolyknit.com> Woolyknit

and this one deals in recycled fibres <https://www.iinouiiio.com/>

For 3d printed parts try <https://vzv3d.com/>



Other information

Sally Butcher has a [Kalamunda Crafts](#) page on Facebook. Sally is an inspiring machine knitter, with lots of ideas and videos to keep you busy! And now she has her own YouTube channel

<https://www.youtube.com/channel/UCSDxy6pQHAs4gd5XBztYWmw>

which is well worth a visit. Well done, Sally, a marvellous resource.

<http://handymachineknitting.libsyn.com> is a regular podcast

<http://knitwords.blogspot.com/> is a blog

And Finally

I would like to involve others in this newsletter, so please let me know of anything I can include

Administrator@longbuckbymk.com is my club email address.