
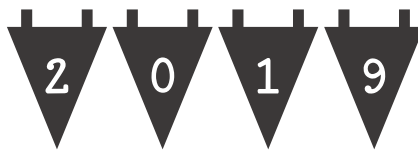


LONG BUCKBY MACHINE KNITTERS



FORTHCOMING EVENTS

CLUB MEETINGS



TODAY

11th March BAGS [all crafts]

FUTURE MEETINGS

8th April Anne Lavene [this meeting will be in the big hall next to our normal meeting room, and the doors will be open from 12.30, to allow visitors to bring their lunch beforehand. The meeting will start at 2 as usual.]

13th May SOFT FURNISHING

10th June ERICA THOMSON - TASSELS

8th July GENERAL CRAFTS

12th Aug OPEN MEETING

9th Sept ACCESSORIES

14th Oct SUE BOOTH: SHOULDERS

11th Nov BASIC MAINTENANCE

9th Dec AGM/ COMPETITION, DISPLAY AND SALES/End of year celebration

At meetings where we do not have an outside speaker, club members are encouraged to participate: please see Lynda if you would like to demonstrate or show a special technique or item

- Please let us know if you have a special requirement in case of emergency, e.g. a mobility problem which would mean a special arrangement in case of evacuation of the building
- Please also respect the demonstrators and other members, some of whom have hearing impairment, by not talking during the demonstrations. ****PLEASE SWITCH OFF YOUR PHONE!****

WORKSHOPS



ALL WORKSHOPS RUN FROM 1-4 [ARRIVE FROM 12.30, BRING YOUR LUNCH IF YOU WISH] AT LONG BUCKBY COMMUNITY CENTRE. COST £15 TO INCLUDE USE OF EQUIPMENT. THE MAIN FOCUS OF THE WORKSHOPS IS AS BELOW, BUT ALTERNATIVELY, AS EVER, JOIN OUR WORKSHOPS TO PRACTISE OR LEARN ANOTHER SKILL OF YOUR CHOICE [BUT DO DISCUSS THIS WITH US FIRST!] TEA AND COFFEE PROVIDED. MACHINES ALSO PROVIDED, LET US KNOW WHICH MACHINE YOU PREFER, SO WE CAN MAKE IT AVAILABLE.

15th April BEGINNERS WORKSHOP fabric

16th Sept BEGINNERS WORKSHOP: shaping

CLUB NEWS

Great things coming to an end

Wendy Piper is ceasing trading as **Knits'n'Bits** and will close after the Nottingham Show on 14th April. Club members are invited to request items she still has left in stock, for collection after the April meeting or at the Nottingham Show.



N.B. Cash Only

Contact Wendy on 01327-842335 or email knitsnbits@live.co.uk.

OTHER EVENTS



14th-17th March 2019: Sewing for Pleasure, NEC, Birmingham

www.ichfevents.co.uk/events/sewing-fashion

23/24 March 2019 Houlton craft clear out [see left]

4th-6th April 2019: The Creative Craft Show, Excel, London

www.stitchandhobby.co.uk/london/spring

14th April 2019 : Nottingham All Knitting Show: West Park Leisure Centre in Wilsthorpe Road, Long Eaton NG10 4AA: 10 - 4

CLUB SERVICES

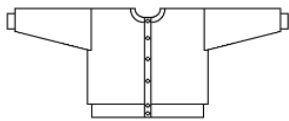
EQUIPMENT HIRE

We have a comprehensive list of equipment available for loan, including full machines as well as accessories. See Margaret for details.

We are also setting up a free lending library and would welcome donations of hardback machine knitting books for this purpose.



PATTERNS



In addition to patterns available in this newsletter and on our website, Lynda is also willing to make bespoke patterns via Knitware for members: these will be available as printouts or pdf files. Form attached for orders, or just let Lynda know the details.

Small Ads

BUSINESS ADS

Elsie's Wool Shop: Ma's Buttons in Victoria Road, Rushden, just off the high street. They supply wool, all plies, including cones and a large selection of buttons and haberdashery items. <https://www.masbuttons.co.uk/>

FOR SALE AND WANTED

FOR SALE

Two brother machines punch card pattern with knit leaders and ribbers with tables I would like £200 each

Sue 07702309582

WANTED

I'm looking for a Passap E6000 + motor Paolo Preite preite@hotmail.fr [in France]

PLEASE LET ME HAVE DETAILS OF ANYTHING YOU WOULD LIKE TO ADVERTISE IN THIS SPACE. SALES AND WANTED – FREE ADVERTISING!

WORDSEARCH

	buckle	button	case	closure
	container	flap	handle	holdall
	sack	shoulder	strap	bag

TODAY'S THEME

BAGS

Hand made bags can be made from a variety of fabrics, and machine knitting can provide felt, woven and knitted fabric.

Our demonstration today will highlight basic to advanced making skills, and we have various patterns on the website, including a felted mohair bag and patchwork hand knitted bags. But probably the easiest and best way to make a bag is by using fabric made on the machine or not. Don't forget, you can always recycle clothing to make bags, as I did when my son's lambswool jumper was added to his tumble dryer and became a doll size piece of felt.



The resultant bag is pictured left: The decoration was made of hand knitted felted socks [before I discovered the difference between ordinary washing liquid and that made for wool!]

Pat will demonstrate intentionally felted wool fabric made into much smarter bags.

There are numerous sites on the internet for making bags: some are online shops, but there are also free resources [such as this one](#), and I have found the free software available from Wild Ginger to be quite useful for bags and other items: [Wild Things](#)



SIMPLE BAG

I made this simple envelope style bag in less than three hours [including a phone call and lunch!].

I chose a fair isle punch card, and then cast on 80 stitches. My yarn was two shades of 4ply superwash wool, and my tension was a rather tight 5.

I knitted a few rows before setting the pattern on the punch card, threading the second colour and beginning to knit in fair isle. I knitted straight for 230 rows, before casting off.

Before pressing it looked like this,



with lots of curl.

After pressing it was slightly better, but still not straight.



But I machine stitched it, with zigzag, to a piece of cotton fabric, right sides together, along the long sides.



Then I made a v-shaped seam along one end for the flap. I had to juggle it about for a bit to see how long it should be, hence I forgot to photograph it!

Then, I turned it all inside out, and it still looked odd!



I overlapped the knitting on the one raw edge

And when I started hand stitching the sides together, it started to look like a bag.




I made a twisted rope out of my yarn [using a cord twister, but you can do it without [see here](#)] and stitched it to the bag. I added a button closure and did a bit of neatening and that was it!





In addition to using a cord maker on the above bag [<http://www.annacrutchley.co.uk/>], over £60, I have also used a fringe twister recently.



I have this one <https://www.fibrehut.co.uk/products/fringe-twister> but it was rather expensive, £40+ [though well-made], and I also bought a much cheaper hair braider, which does the job with power!



Similar to this <https://www.amazon.co.uk/Lacis-Cord-Maker-Fringe-Twister-x/dp/B018HBN960> at about £18 although mine was cheaper and not so well made [from eBay [Electric Hair braider](#) £6.69]. Works well so far, but I think the Lacis one looks more robust.

For finishing fringes on scarves and other items, I think it looks much more professional than the knotted fringe.



ANSWERS TO PUZZLES

