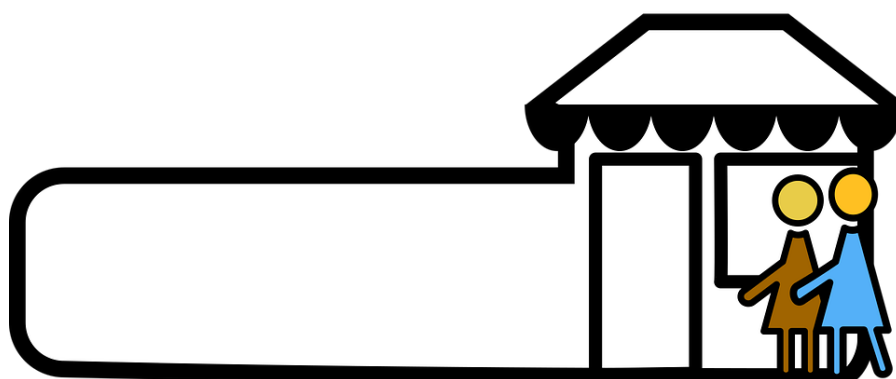
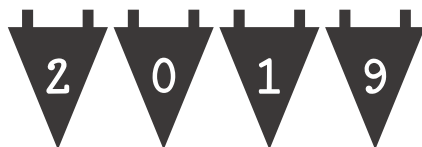



# LONG BUCKBY MACHINE KNITTERS



## FORTHCOMING EVENTS

### CLUB MEETINGS

#### TODAY

8<sup>th</sup> July                      GENERAL CRAFTS



A showcase event, in the larger hall upstairs, with members invited to bring any craft to demonstrate. See next page for details today

---

#### FUTURE MEETINGS

12<sup>th</sup> Aug                      OPEN MEETING

At the open meeting we will have machines out for demonstration or practice, but we will not be demonstrating to the whole group. We could also have a 'show and tell': please let Lynda know if you wish to do this: you will then get a five-minute slot in our programme.

9<sup>th</sup> Sept                      ACCESSORIES

14<sup>th</sup> Oct                      SUE BOOTH: SHOULDERS

11th Nov                      BASIC MAINTENANCE

9<sup>th</sup> Dec                      AGM/ COMPETITION, DISPLAY AND SALES/End of year celebration

At meetings where we do not have an outside speaker, club members are encouraged to participate. Please see Lynda if you would like to demonstrate or show a special technique or item



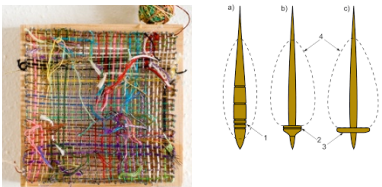


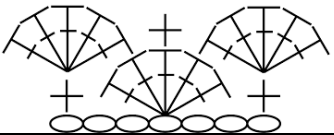

- Please let us know if you have a special requirement in case of emergency, e.g. a mobility problem which would mean a special arrangement in case of evacuation of the building
- Please also respect the demonstrators and other members, some of whom have hearing impairment, by not talking during the demonstrations. **\*\*PLEASE SWITCH OFF YOUR PHONE!\*\***

### WORKSHOPS



**ALL WORKSHOPS RUN FROM 1-4 [ARRIVE FROM 12.30, BRING YOUR LUNCH IF YOU WISH] AT LONG BUCKBY COMMUNITY CENTRE. COST £15 TO INCLUDE USE OF EQUIPMENT. THE MAIN FOCUS OF THE WORKSHOPS IS AS BELOW, BUT ALTERNATIVELY, AS EVER, JOIN OUR WORKSHOPS TO PRACTISE OR LEARN ANOTHER SKILL OF YOUR CHOICE [BUT DO DISCUSS THIS WITH US FIRST!] TEA AND COFFEE PROVIDED. MACHINES ALSO PROVIDED, LET US KNOW WHICH MACHINE YOU PREFER, SO WE CAN MAKE IT AVAILABLE.**

16<sup>th</sup> Sept                      **BEGINNERS WORKSHOP: booking by August meeting, please. If we don't get enough response, we will cancel it.**

CRAFT DEMONSTRATIONS, ACTIVITIES, SALES AND MORE		
Lynne.	Jewellery	
Pat.	Sewing with knitted fabric	
Lynda.	Spinning with drop spindles, to try out. Small looms weaving. Information on fibres.	
Kathy.	Screen printing. You can bring your own items to print or buy a bag from Kathy.	
Margaret and Mary.	Rag rugs Machine knitted felt	
Caroline.	Crochet and .....	
Sale table.	All types of craft items welcome. Honesty box!	

MACHINE KNITTING NEWS

The committee met before the last meeting. We discussed past and present meetings and started the planning of next year's calendar. If you have any suggestions for inclusion, please let us know soon.

## OTHER EVENTS

### FIBRE EAST

**SATURDAY 27 JULY 2019 - SUNDAY 28 JULY 2019**

Redborne Upper School & Community College, Flitwick Road, Ampthill, Bedford, MK45 2NU

**24th October – 1st November 2019**

**THE LIVING THREADS GROUP NINETEENTH EXHIBITION. "CONNECTIONS"**

**The Nineteenth Living Threads Exhibition will be at Trent College, Long Eaton, Nottingham**

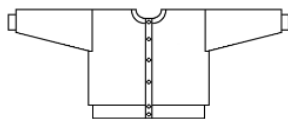
## CLUB SERVICES

### LIBRARY

We have a comprehensive free lending library and would welcome donations of hardback machine knitting books for this purpose. See Margaret for loans.



### PATTERNS



In addition to patterns available in this newsletter and on our website, Lynda is also willing to make bespoke patterns via Knitware for members: these will be available as printouts or pdf files. Form attached for orders, or just let Lynda know the details.

## Small Ads

### FOR SALE AND WANTED



#### FOR SALE

**Two brother machines** punch card pattern with knit leaders and ribbers with tables I would like £200 each  
**Sue 07702309582**

**Knitmaster 360** + table/ ribber attachment SRP-50, Lace Carriage 360, Punch cards and Punch.

All complete with instruction books, excellent working order and clean. £100, could be sold separately.

Contact:- Kath Blundell 01788 578137

Pfaff electronic 6000 knitting machine. Contact:- Mrs Howard 01788 334580

#### WANTED

**PLEASE LET ME HAVE DETAILS OF ANYTHING YOU WOULD LIKE TO ADVERTISE IN THIS SPACE.  
SALES AND WANTED – FREE ADVERTISING!**



# Handicraft Heaven

RIMANKCGAD

		3								

GIUNRMGKA

		8							

GETLIFN

		4				

PINNSNIG

		6					

NAGVEWI

		9		10		

HETCCRO

		7			15	5

ERLJLYEWE

				11			13

LERNESKICS NIRPIGNT

						1		12			

						14	

KGRASMENSID

		2							

1	2	3	4	5	6

4	7	8

9	10	11	12	13	7	14	15

Unscramble each of the clue words.

Copy the letters in the numbered cells to other cells with the same number.

The clue words are all crafts on show today!

## CHARITY KNITTING

Northants Police are asking for teddies to bring comfort to children in distressing events. The pattern below can be used to make them, and the organiser provided these details [to Pat]

I am in the process of organising drop off points which will most likely be your local police station, and I will send out an email when I have this firmed up. However, if you are unable to get to a local station, please feel free to post them to myself at the below address:

Rachel Percival  
 DAPIT  
 Criminal Justice Centre  
 700 Pavilion Drive  
 Northampton  
 NN4 7SLO

If possible please include your name and address – we'd love to send a thank you card!

# 'Bobby Buddies' knitting pattern - Page 1

THIS INITIATIVE WILL ALLOW POLICE TO SHARE YOUR LOVINGLY KNITTED BEAR WITH A CHILD GOING THROUGH A DISTRESSING EXPERIENCE.

If you provide your name then the child will be able to know who handmade their buddy.



## Materials

- Double knitting wool: black, yellow, grey and brown (or other colour for the head), blue (optional)
- 3¼mm knitting needles
- Please do NOT use beads or buttons as they are a choking hazard

## Arms (make two)

- In black wool, cast on 3 stitches and knit 1 row
- Increase 1st at each end of the row for 6 rows making 15 stitches
- Continue knitting 13 rows
- Next row: Knit 1, knit 2 together to end, making 8 stitches
- Next row: Knit 2 together making 4 stitches
- Break yarn leaving a length for making up, thread through remaining stitches, pull tightly and fasten off
- Repeat for second arm

## LEGS

- 1st leg: In black wool, cast on 5 stitches
- Next row: Knit 1, make 1, knit 1, make 1, continue to the end of the row, making 9 stitches
- Next row: Knit 1, make 1, knit 1, make 1, continue to the end of the row, making 17 stitches
- Continue in garter stitch and work 17 rows
- Break yarn and push these stitches to the left hand side of the needle
- 2nd leg: Repeat as per 1st leg, but don't break the yarn
- Join legs
- Next row: Knit across, 17 stitches increase 1 stitch into the last stitch, then knit across the remaining 17 stitches of the first leg

## Radio

- In grey wool, cast on 4 stitches
- Next row: Knit 4 rows, cast off
- Stitch to either side of the chest with black wool, to make radio aerial

Follow us on Twitter @northantspolice

Join us on Facebook.com/northantspolice



# 'Bobby Buddies' knitting pattern - Page 2

## 000HEAD

- Change to brown wool, or desired head colour wool
- Next row knit1, make 1, knit 1 to end of row making 27 stitches
- Knit 1 row
- Next row (K6, M1, K1, M1, K6) K1 repeat from ( ) making 31 stitches
- Knit 1 row
- (K7, M1, K1, M1, K7) K1 repeat from ( ) making 35 stitches
- Continue knitting 9 rows
- Shape the head: K7 (K2 tog twice, K13, K2 together twice) K7 making 31 stitches
- Knit 1 row
- Knit 6, K2 tog twice, knit 11, K2 tog twice, K6 making 27 stitches
- Knit 1 row
- K1, K2 tog to end of row making 14 stitches
- Break off yarn and thread through stitches and draw up



## FACE

- Stitch eyes, nose and mouth using black wool (remember NO buttons or beads!)

## EARS

- Cast on 5 stitches, knit 4 rows
- Next row: Knit 2 together, knit 1, knit 2 together
- Next row: Increase 1 stitch at end of the next row and knit 4 rows, then cast off
- Repeat for second ear, and attach to top of head

## Body

- Continue in black wool for a further 9 rows, change to yellow wool and knit a further 17 rows
- Shape shoulders: Knit 7 stitches, knit 2 stitches together twice. Knit 13 stitches, then knit 2 together, knit 7 to make 31 stitches
- Next row: Knit 1 row
- Next row: K6, K2 tog twice. K11 stitches, K2 together twice, K6 to make 27 stitches
- Next row: Knit 1 row.
- Next row: Knit 1, K2 together to the end of the row, making 14 stitches

## Make up the bear

- Sew seam down the back of the head (leaving space at top to stuff), continue seam down the back. Fold legs and sew up seams
- When all seams and are stitched, place stuffing into gap at top of head
- Draw up stitches and fasten tightly
- (Optional) Add a few rows of blue wool to the back of the yellow to make the 'Police' label



Pattern produced for 'Bobby Buddies', with thanks to Mrs Tracey Conroy, Charminster, Dorset

Follow us on Twitter @northantspolice

Join us on Facebook.com/northantspolice



## SUPPLIES DIRECTORY

[in no particular order, and not necessarily endorsed by LBMK!]

### MACHINE KNITTING YARN [FAIRLY LOCAL]

Yeoman Yarns: <https://yeoman-yarns.co.uk> primarily a mail/internet order business for hand and machine knitting yarns, but with a small shop in their Leicester warehouse available.

Uppingham Yarns: <https://www.wools.co.uk/index.php> hand and machine knitting yarns, spinning and weaving supplies too

Bedford Sewing and Knitting: <https://www.bsk.co.uk> mainly sewing now, but still some machine knitting yarn and spares

### FURTHER AFIELD:

Fairfield Yarns: [Heywood, Lancs] <http://www.fairfielDYarns.co.uk/> mainly machine knitting yarn, some equipment

Airedale Yarns [Keighley, Yorks] <https://airedaleyarns.co.uk/index.php/> mainly machine knitting yarn

### OTHER FAIRLY LOCAL YARN SHOPS

Get Knitting [Northampton] <https://www.yarnshopnorthampton.co.uk/>

Toft <https://www.toftuk.com/> Alpaca farm/ shop in Dunchurch near Rugby

Wool Warehouse [Leamington Spa] <https://www.woolwarehouse.co.uk/> mainly postal/online, but with a small shop on site

Bella Knit [Corby] <http://www.bellaknit.co.uk/>

Janknits [Wellingborough] <http://www.janknits.co.uk/contact%20us%20.html>

Jools Wools [Finedon] <http://joolswools.co.uk/>

The Wool Shop [Newport Pagnell] <http://www.the-wool-shop.com/>

Knit One [Leicester] <http://www.knitone.uk.com/>

The Knitting Company [Leicester] <https://www.facebook.com/knittingcompany>

### MACHINE KNITTING PATTERNS

Ann Lavene <http://home-machine-knitting.co.uk/about-anne/>

Marianne Henio <http://heniocreative.com>

### REPAIRS AND SERVICE

Richard Jones (ex Brother engineer).Tel: 01386 833339 (after 6pm)Mobile: 07818 033563

Email: [richardjones47@btinternet.com](mailto:richardjones47@btinternet.com) Knitting and sewing machine repairs.

SILVER [Rushden] <http://www.silverviscount.co.uk>

Newsletter of Long Buckby Machine Knitters ©2019 [www.longbuckbymk.com](http://www.longbuckbymk.com)



## ANSWERS TO PUZZLE

### Puzzle answers

#### Words

cardmaking

rugmaking

felting

spinning

weaving

crochet

jewellery

silkscreen printing

dressmaking

#### Phrase

Crafts for everyone

