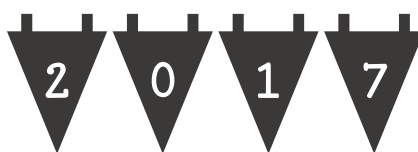


LONG BUCKBY MACHINE KNITTERS



FORTHCOMING EVENTS

CLUB MEETINGS

Today

14th Aug

BUTTONHOLES AND OPENINGS

COMING UP:

11th Sep

BUTTONS

9th Oct

PLATING with guest speaker SUE BOOTH

13th Nov

GADGETS practical session with various accessories

11th Dec

COMPETITION, DISPLAY and SALES

- At meetings where we do not have an outside speaker, club members are encouraged to participate: please see Lynda if you would like to demonstrate or show a special technique or item
- Please let us know if you have a special requirement in case of emergency, e.g. a mobility problem which would mean a special arrangement in case of evacuation of the building
- Please also respect the demonstrators and other members, some of whom have hearing impairment, by not talking during the demonstrations. ****PLEASE SWITCH OFF YOUR PHONE!****

WORKSHOPS

September 18th

BUTTONS

deadline for booking: today's meeting



This workshop is a practical approach to making buttons from yarn, fibre, textile or polymer clay – maybe more!

ALL WORKSHOPS RUN FROM 1-4 AT LONG BUCKBY COMMUNITY CENTRE. COST £15 TO INCLUDE USE OF EQUIPMENT.

VOLUNTEERS NEEDED

We would like to offer assistance to new and improving machine knitters. If you would like to volunteer as a Knitting Buddy, please let us know, and we can pair learners with buddies, geographically if possible.



EQUIPMENT HIRE

We have a comprehensive list of equipment available for hire, including full machines as well as accessories. See Margaret for details.

We are also setting up a free lending library, and would welcome donations of hardback machine knitting books for this purpose.



OTHER EVENTS

11th-15th October 2017: The Knitting & Stitching Show, Alexandra Palace theknittingandstitchingshow.com

11th -12th November 2017 Nottingham Yarn Expo <https://www.nottinghamyarnexpo.com/>

11th-November 2017: Festiwool, Hitchin festiwool.com

SMALL ADS

FOR SALE

Brother Single bed colour changer KHC820a £10 Kath Blundell 01788 578137

Brother Knitting Machine Model KH-891 and KR-850 Ribber in Horn Cabinet including Bench Seat/Storage Box

Accessories and instruction manual, Transfer Carriage and Knit-Leader

All in excellent condition but machine requires new sponge bar

Many extras including:-

Substantial stock of industrial and 4-ply yarn

Machine knitting maintenance book with video tape

Cone winder/Hole punch and punch cards/Work box for accessories

Assorted hardback and paperback "how to" and pattern books

Folder with many "useful hints" and patterns

Price : £275 o.n.o. Please contact Eileen Andrew 01788 822159 or jpandrew@tiscali.co.uk

WANTED

Machine Knitters needed!

❖ Mhairi MacLachlan (maclachlan.mhairi@gmail.com) 07813 897 528

❖ Harrison Winter of HCR knits [<http://www.hcrknits.com/>] Contact: info@hcrknits.com

BUSINESS ADS

❖ Knits 'n' Bits [Long Buckby]

We buy and sell used [serviced] knitting machines and accessories, and also sell books, punchcards, spares and more. Contact Wendy on 01327-842335 or email knitsnbits@live.co.uk. N.B. Response will be a little slower at the moment than usual, but she is still in business.

❖ Elsie's Wool Shop: Ma's Buttons

in Victoria Road, Rushden, just off the high street. They supply wool, all plies, including cones and a large selection of buttons and haberdashery items. email mcginnelsie@yahoo.com or telephone 01933 380610 evenings or weekends.

FOR HIRE

The club has a number of items for hire, on a monthly basis, for a modest fee. These include knitting machines, gadgets and yarn winding equipment. Have a look at the monthly meeting, and speak to Margaret if you are interested.

PLEASE LET ME HAVE DETAILS OF ANYTHING YOU WOULD LIKE TO ADVERTISE IN THIS SPACE. SALES AND WANTED – FREE ADVERTISING!

PUZZLE

Closures

Unscramble each of the clue words.

Copy the letters in the numbered cells to other cells with the same number.

BEOHULNOTT
1 13

NOBTUT
6

PLOO

TIFSENGA
4 3 12

TEI
5

CULSERO
15

CATHC
2

NIP
10

CORDI
7

PIZ

HAWSL NIP
8 17 11

KOOH
9

EEY

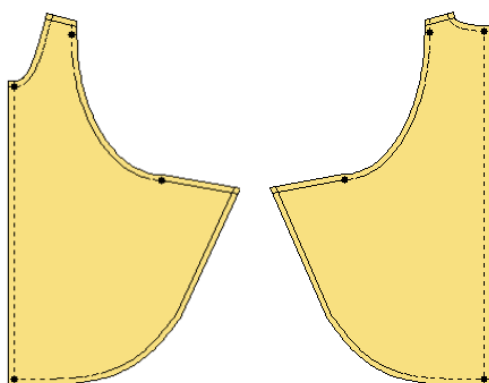
HOBROC
14 16

1 2 3

4 5 6 7 8 9 10 11 12

13 14 15 16 17 !

TABARD



Front Left

Back Left

This month I made a thigh length tabard: yes, it was woven on a loom, but I think it would be great in knitweave, or even another knitted stitch. Good for layering with a short cardigan.

As I used woven cloth, which I wove on a hand loom, it was not wide enough to cut the whole front and back from one piece. I pieced the fabric together. So, even if you can't knit the whole width on your machine, you can piece it, or cut and sew etc...

I sewed the back and front together at the shoulders and at the sides up to the point where the side curve becomes near vertical. I also added two large square pockets near the hemline.

For patterns, click here: Tabard

<http://www.longbuckbymk.com/index.php/patterns/372-charted-patterns>



SHAWL PIN

Machine knitted from wire. I used Erica Thomson's method of knitting four strands together <http://www.ericaco.uk/wire/>, but did not slip knit. I knitted 250 rows of 3 stitches, and then wrapped the knitting round to make a circle three times. I then used the wire ends to stitch through the layers, and finished with some beads [seed size 6] sewn on the outside. Pinned with a double pointed needle, but anything which works is fine.



BUTTONHOLES AND OPENINGS

This month we are focusing on holes and openings, followed by next month on buttons and pins.

There are a number of ways of making holes intentionally, and also ways of making loops and ties, which we will be covering through videos and demonstration.

Jane Harrison's website has a list of links to videos and articles at

<http://www.needlesofsteel.org.uk/techniques.html#button>

And there is a pdf instruction sheet on making buttonholes in bands here

<http://www.midwestmachineknitters.org/wp-content/uploads/2014/01/Stockinette-Button-3-stitch-Buttonhole-Band-with-schematic.pdf>


And another here: <http://knitwords.blogspot.co.uk/2011/08/black-hole.html>

Other ideas for closures include:

- Icord ties
- Double icord band, with gaps as buttonholes
- Shawl pins
- Zips https://www.youtube.com/watch?v=CvminM_OcBg
- Loops crocheted on to the garment after finishing

PUZZLE ANSWERS

Buttonhole	fastening
Button	eye
loop	brooch
tie	
closure	
pin	
catch	
icord	
zip	
shawl pin	
hook	



The final phrase: The finishing touch!