

Long Buckby Machine Knitters

Newsletter



July 2025

From the Editor



Welcome to our July newsletter.

We have an extended meeting this time and will meet from 12 to discuss next year's calendar. Anyone is welcome to attend, but anyone who wishes to attend the usual meeting starting at 2 need not worry - that is ok too!

Our theme is edges, seams and steaming, and we welcome anyone to bring show and tell items on this theme or otherwise. If you have a particular edge of seam to demonstrate, that would be great as well.

Pat has included two links for your entertainment:

[How to Be a Yarn Detective by Gretchen Hines-Ward - The Knitting Guild Association](#)

[SO MUCH NEWS TO GIVE YOU!!!](#)

A free punch card maker app is available here [Make your own punch card](#)

And I have included lots of photos from last month, as requested, but in my usual fashion they are rather muddled.

The community centre now has a policy of keeping the doors locked, and has a doorbell at the entrance for users to alert the group inside so that they can let people in. Our meetings take place in the Upper Hall, and there is a doorbell labelled as such, on left side of the door. They also ask for your care as you leave, as the white button operates the door, but the emergency exit button is also there, which you should not use.

Lynda
[and Pat]

Contacts:

Lynda administrator@longbuckbymk.com

Pat chairman@longbuckbymk.com

©Long Buckby Machine Knitters, 2025 [Long Buckby Machine Knitters](#)
[\(longbuckbymk.com\)](http://longbuckbymk.com)



Calendar 2025

LBMK calendar 2025	<p>All meetings are from 2pm to 4pm, [except where stated] and doors are open from 1.30pm.</p> <p>Membership fee: annual £5, plus £3 for most meetings, £5 for those with visiting speaker [marked with ***]</p> <p>Guest fees: £5 most meetings, £7 for those with visiting speaker.</p> <p>Tea/coffee and biscuits included</p>
Date [all Mon]	Topic
13th Jan	Felting
10 th Feb	Machine Knitting Forum - buttons + knitting to fit
10th March***	Bill King basic cards/jacquard/brioche/lace + taster sessions in Dorset buttons, drop spindle spinning, crochet bunting, jewellery making, raglan top down + bring and buy 11.00-16.00
14th April	Cut and sew, inc projector cutting
12th May	Machine Knitting Forum - crochet/ hk /mk borders
19 th May	Overlocker group sew – bring your machine and share the experience – 10.30-14.30
9th June***	Erica Thomson - embellishment
14th July	Finishing – edges, seams , steaming
11th Aug	Machine Knitting Forum – crochet/hk/mk embellishments e.g. flowers
8th Sept ***	Claire Newberry – design process
13 th Oct	Making patterns from different sources – HK patterns/dressmaking patterns/existing garments
10th Nov	Machine Knitting Forum – wire knitting
8th Dec	AGM/ COMPETITION, DISPLAY AND SALES. End of year celebration

Last Month

Erica Thomson was our visiting speaker, and presented a fascinating range of skills using sewing machine and overlocker.

She also brought her shop:





Who knew you could make knitting yarn on the overlocker?



And using a cording foot makes light work of embellishing knitwear using that yarn or others. And much more - mind boggling!







Erica mentioned many things, some of which I managed to note:

Beyond measure website - [Beyond Measure - Beautiful Sewing Knitting Tools, Gifts and Supplies](#) for miniature tweezers, and a very smart unpicking tool

[Sewing Machines & Supplies Nottingham | Coles Sewing Centre](#) for fusible nylon

Romeo soluble for embroidery


Cording foot - single or multiple

Appliqué- make a patch - use freezer paper as template iron on. Stitch round on to interfacing.

Leave slit in middle and turn inside out then press.

Blind hem stitch to sew

Overlocking with 4.5 cm stitch length can transfer straight on to knitting machine.



Erica's website is www.ericaco.uk where amongst many other things, her sewing sampler book is available and contains much of what she delivered



©Long Buckby Machine Knitters, 2025 [Long Buckby Machine Knitters \(longbuckbymk.com\)](http://LongBuckbyMachineKnitters(longbuckbymk.com))

July meeting

We will have a variety of finishing techniques to discuss and demonstrate, but for now, this is a collection of videos and articles on the theme:

[Machine knit hems 1 - alessandrina.com](#)

[Machine knit hems 2 - alessandrina.com](#)

<https://www.youtube.com/watch?v=gxnrQNrQkgs> Diana Sullivan - Two easy edgings

[Stitchlogue Blog: handmade by Calista: How to Add Half Milano Edging on Knitting Machine](#)

<https://youtu.be/BaB4nLSJp6E> The Answer Lady on the worm trim

Suppliers

www.wools.co.uk - Uppingham Yarns

<https://yeoman-yarns.co.uk/> Yeoman Yarns

<https://www.yarnoncone.co.uk> Yarn on Cone

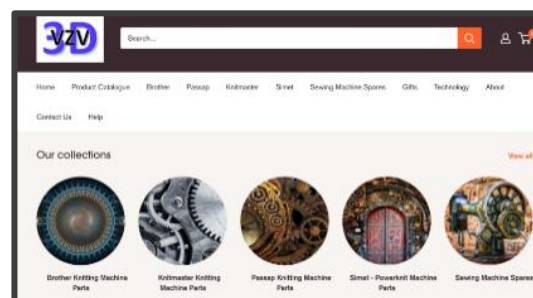
<https://woolyknit.com> Woolyknit

and this one deals in recycled fibres

<https://www.iinouiiio.com/>

For 3d printed parts try <https://vzv3d.com/>

[Buttons - High Quality Buttons For Sale - Totally Buttons](#)



Other information

Sally Butcher has a [Kalamunda Crafts](#) page on Facebook. Sally is an inspiring machine knitter, with lots of ideas and videos to keep you busy! And find her on <https://www.youtube.com/channel/UCSDxy6pQHAs4gd5XBztYWmw>
Well done, Sally, a marvellous resource.

Claire Newberry is also fantastic - [Claire Newberry's Knitting School | creating knitting machine, DAK9 tutorials & patterns | Patreon](#) for DAK tutorials, and [Claire Newberry - YouTube](#)

Repairs by Neil Collison [Knitting Machine Repairs](#)

www.twam.uk is a good place to offload unwanted yarn, machines and accessories - they will send them to Africa to help people start up small businesses. Local centre in Rugby.



KNITTING &
CROCHET GUILD

The Knitting and Crochet Guild is also a good source of information and much more:
www.kcguild.org.uk

And Finally

I would like to involve others in this newsletter, so please let me know of anything I can include

administrator@longbuckbymk.com please include LBMK in the subject

©Long Buckby Machine Knitters, 2025 [Long Buckby Machine Knitters \(longbuckbymk.com\)](http://Long Buckby Machine Knitters (longbuckbymk.com))