

# Long Buckby Machine Knitters

## Newsletter



June 2026

## From the Editor



Welcome to our June meeting

The theme is lace, which includes transfer lace, punch lace and tuck lace. We intend to demonstrate on various machines.

Before the usual meeting we are having a meeting to discuss the calendar and the administration of the club. All are welcome, either at 12 to attend the first meeting, or at the usual time [1.30 to 2.00] for the main meeting.

The community centre now has a policy of keeping the doors locked, and has a doorbell at the entrance for users to alert the group inside so that they can let people in. Our meetings take place in the Upper Hall, and there is a doorbell labelled as such, on left side of the door.

You can also use a code to enter during the times we have booked the centre only. If you have not got the code, ask us for it.

They also ask for your care as you leave, as the white button operates the door, but the emergency exit button is also there, which you should not use.

And the centre also requests that you do not park in the doctor's surgery car park [I doubt anyone does but mention it anyway]. You are also asked to beware of pedestrians' rights when parking at the front of the centre.

Lynda [and Pat]

### Contacts:

Lynda [administrator@longbuckbymk.com](mailto:administrator@longbuckbymk.com)

Pat [chairman@longbuckbymk.com](mailto:chairman@longbuckbymk.com)


## Calendar 2026

<b>LBMK calendar 2026</b>	<p>All meetings are from 2pm to 4pm, and doors are open from 1.30pm.</p> <p>Membership fee: annual £5, plus £3 for most meetings, £5 for those with visiting speaker [marked with ***]</p> <p>Guest fees: £5 most meetings, £7 for those with visiting speaker.</p> <p>Tea/coffee and biscuits included</p>
<b>Date [all Mon]</b>	<b>Topic</b>
<b>12th Jan</b>	Back to basics – casting on and off and using tools
<b>9<sup>th</sup> Feb</b>	Forum – accessories [including embellishment/overlocking/crochet/fringing, cord winding etc.
<b>9th March***</b>	<b>Servicing and Maintenance - John</b>
<b>13<sup>th</sup> April</b>	10.00-13.00 overlocker workshop
<b>13th April</b>	Back to basics – finishing – seams, shoulders, Kitchener stitch
<b>11th May</b>	Forum – circular yokes
<b>8th June</b>	Lace
<b>13th July</b>	Back to basics – bands, buttonholes and pockets
<b>10th Aug</b>	Forum -sideways knitting
<b>14th Sept ***</b>	<b>Claire Newberry – ribber – basics/set up/circular knitting/different ribs/ fisherman’s rib/ racking/ increasing and decreasing/ double jacquard</b>
<b>12<sup>th</sup> Oct</b>	Back to basics – stitch formation [and fixing errors] /knitweave
<b>9th Nov</b>	Forum – socks and gloves
<b>14th Dec</b>	Annual celebration

## Last month

### Circular Yokes

We had a presentation by Lola on how to calculate the pattern for a circular yoke, followed by a lively discussion about different patterns. And then we had a show and tell.



Nic Corrigan was mentioned more than once! This jumper has been made by various members:

<https://www.ravelry.com/patterns/library/stoodley-jumper>

and Irene Woods has this free pattern available

<https://www.ravelry.com/patterns/library/standard-gauge-fairisle-yoke-pullover> as well as a Facebook group, which has all her patterns available freely.

# May meeting

## Pre- meeting

This will be based on the following agenda:

- Review of the year so far
- Review of finances
- Planning ahead
  - Next year's programme
  - Future of the club

Last month we discussed the club's future, and this is a summary of what we discussed:

At the April 2026 meeting, we discussed the possibility of a change of management in the event that either Lynda or Pat decided not to continue.

This could result in either

1. The end of the club – in which case it was agreed that assets could be donated to TWAM and KCG.
2. Other members taking over the club – and a request was made for 'job descriptions'.

The management of the club falls into three categories:

Function [i.e. meetings]

Accounting

Communication

<b>Function</b>	<b>Accounting</b>	<b>Communication</b>
Calendar -planning in advance [annual] and month by month	Collecting fees and sales receipts	Website
Booking speakers	Banking receipts	Newsletter – including photos at meetings
Booking room – interaction with centre	Payment of invoices	Facebook
Opening doors/key holder	Book keeping	WhatsApp group
Furniture set up at start	Communicating with Santander	Members register and email contact
Refreshments	Planning finances	Interaction with KCG
Library		
Sales		
Clearing up at end		
Booking PAT testing		

## Lace on the knitting machine

The main part of the meeting is about lace.

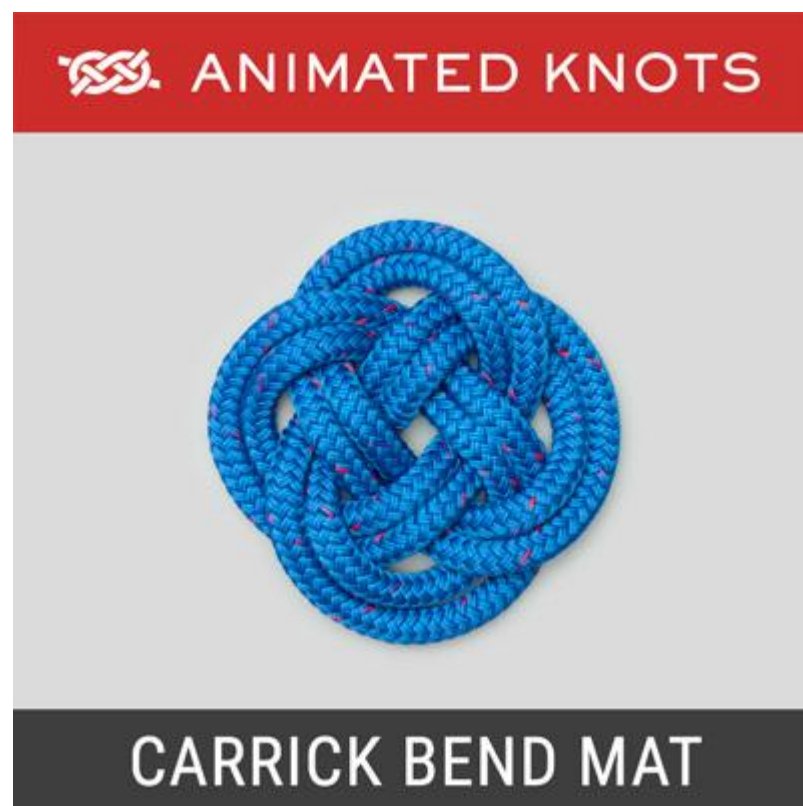
We will attempt to demonstrate:

- How to convert a hand knitted lace pattern to a MK one
- Using a lace carriage on the Brother
- Using transfer tools on the LK150 to produce tuck lace

## Off topic

I have been using the I-cord tool I brought to the last meeting, and, amongst other things, I discovered this website which is great for learning all sorts of knots.

It is primarily for mountaineers and sailors, but has loads of household and decorative knots, too.



## Suppliers

[Andee Knits Knitting Machines, Accessories and Hand Knitting Supplies.](#)  
for machines, parts and much more

[www.wools.co.uk](http://www.wools.co.uk) - Uppingham Yarns -

<https://yeoman-yarns.co.uk/> Yeoman Yarns

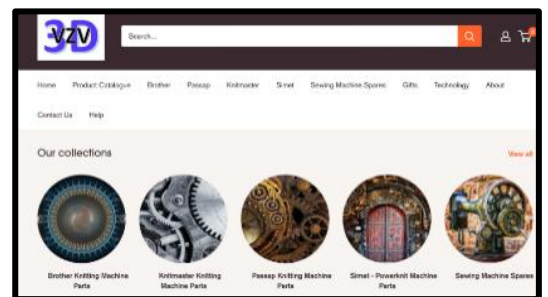
<https://www.yarnoncone.co.uk> Yarn on Cone

<https://woolyknit.com> Woolyknit

and this one deals in recycled fibres

<https://www.iinouiiio.com/>

For 3d printed parts try <https://vzv3d.com/>  
[Buttons - High Quality Buttons For Sale - Totally Buttons](#)



## Other information

For free downloads of manuals and pattern books go to <https://mkmanuals.com/>  
or [Machine Knitting Manuals and Documents | Free Downloads](#) [which points in the same direction, but, for some reason, is more dependable]

## Videos and instructions

Sally Butcher has a [Kalamunda Crafts](#) page on Facebook. Sally is an inspiring machine knitter, with lots of ideas and videos to keep you busy! And find her on <https://www.youtube.com/channel/UCSDxy6pQHAs4qd5XBztYWmw>  
Well done, Sally, a marvellous resource.

©Long Buckby Machine Knitters, 2026 [Long Buckby Machine Knitters](#)  
([longbuckbymk.com](http://longbuckbymk.com))

Claire Newberry is also fantastic - [Claire Newberry's Knitting School | creating knitting machine, DAK9 tutorials & patterns | Patreon](#) for DAK tutorials, and [Claire Newberry - YouTube](#)

## Repairs

Neil Collison [Knitting Machine Repairs](#) or

John Briscoe [jbxxx@sky.com](mailto:jbxxx@sky.com)

## Recycling

[www.twam.uk](http://www.twam.uk) is a good place to offload unwanted yarn, machines and accessories - they will send them to Africa to help people start up small businesses. Local centre in Rugby.

## Joining and meeting



KNITTING &  
CROCHET GUILD

The Knitting and Crochet Guild is also a good source of information and much more:

[www.kcguild.org.uk](http://www.kcguild.org.uk)

## And Finally

I would like to involve others in this newsletter, so please let me know of anything I can include

[administrator@longbuckbymk.com](mailto:administrator@longbuckbymk.com) please include LBMK in the subject